

Product Information

Non-Sulfonated Cyanine Dye, Succinimidyl Ester

Unit Size: 1 mg

Technical Summary

Cat. No.	Dye	Ex/Em*(nm)	MW	MW added to protein
90117	Cyanine 488NS	483/508	677	437
90118	Cyanine 555NS	547/572	682	441
90119	Cyanine 647NS	639/668	680	439

* Free acid in MeOH

Storage and Handling

Store the dye succinimidyl ester at -20°C, protected from moisture and light. Product is stable for at least 1 year from date of receipt if stored as recommended.

Solubility

Soluble in DMF, or DMSO. For making stock solutions, we recommend dissolving the dye in anhydrous DMSO (Biotium cat# 90082) at 10 mM. Stock solutions prepared in anhydrous DMSO can be stored at ≤ -20°C for at least one month.

Product Description

Cyanine dye succinimidyl esters can be used to conjugate to lysine residues in proteins or other biomolecules with a free amine group.

The cyanine dyes are designed to match for charge and molecular weight. When coupled to the amino group of the proteins, the molecular weight of the labeled proteins are close to each other and the pI of the labeled proteins remains the same.

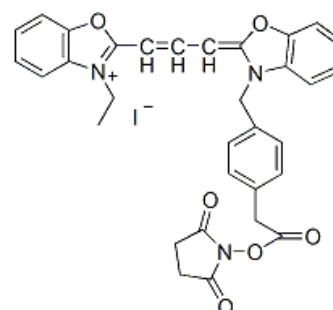
Related Products

Biotium also offers a line of next-generation fluorescent CF™ dyes for labeling proteins and nucleic acids, with advantages in brightness, photostability, and water solubility compared to other fluorescent dyes. You may also be interested in the following related products from Biotium:

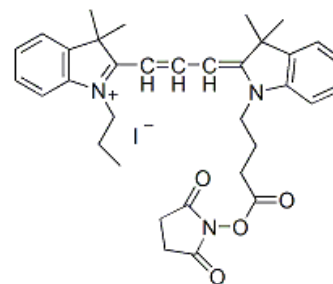
- CF™ dye succinimidyl (NHS) ester, hydrazide, maleimide, amine, aminoxy, alkyne, and azide derivatives
- CF™ dye protein labeling kits and Mix-n-Stain™ antibody labeling kits.
- CF™ dye secondary antibody conjugates and other bioconjugates
- Please visit our website at www.biotium.com for details.

CF dye and Mix-n-Stain are trademarks of Biotium.

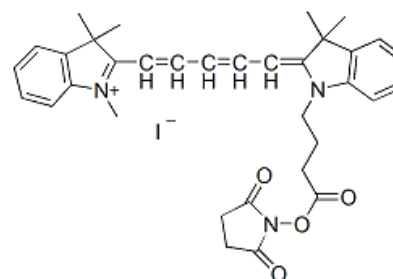
Chemical Structures



Cyanine 488NS



Cyanine 555NS



Cyanine 647NS